

**Screw driven guided linear unit**

Linearantrieb mit Rundspindel und integrierter Kugelumlaufführung  
 Attuatori lineari a vite e guida a ricircolo di sfere

	Carriages Laufwagen Carrelli	Max stroke Max Hub Corsa max	Min stroke Min Hub Corsa min	Pitch Steigung Passo vite	Ø screw** Ø gewinde** Ø vite**	Base weight Grundmasse Peso base	Add for 100 mm Masse pro 100 mm Hub Peso ogni 100 mm	Inertia moment Ix Flächenträgheitsmoment Momento d'inerzia Ix	Inertia moment Iy Flächenträgheitsmoment Momento d'inerzia Iy
		mm	mm	mm	mm	kg	kg	cm <sup>4</sup>	cm <sup>4</sup>
MUK50-1	1	1500	--	5	16	1,6	0,55	30	209
				10					
				16					
MUK50-2	2	1500	--	5	16	2,8	0,55	30	209
				10					
				16					

	Pitch Steigung Passo vite	Max Fx*	Max Fy*	Max Fz*	Max Mx*	Max My*	Max Mz*
		N	N	N	Nm	Nm	Nm
MUK50-1	5	1850	3500	3500	275	310	310
	10	1420					
	16	1025					
MUK50-2	5	1850	6750	6750	475	800	800
	10	1420					
	16	1025					

\* The moments and the loads above are max. values. For any further information, please contact our technical department.

\* Die angegebenen Momente und Belastungen sind max. Werte, die nicht überschritten werden sollen. Für weitere Informationen wenden Sie sich bitte an unser Konstruktionsbüro.

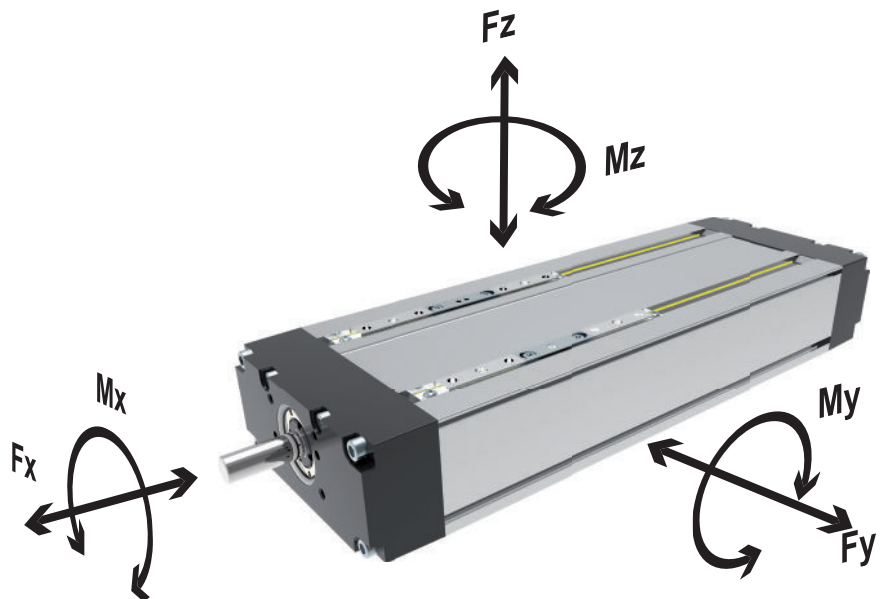
\* I carichi e i momenti indicati sono massimi consigliati, per ulteriori informazioni consultare il ns ufficio tecnico.

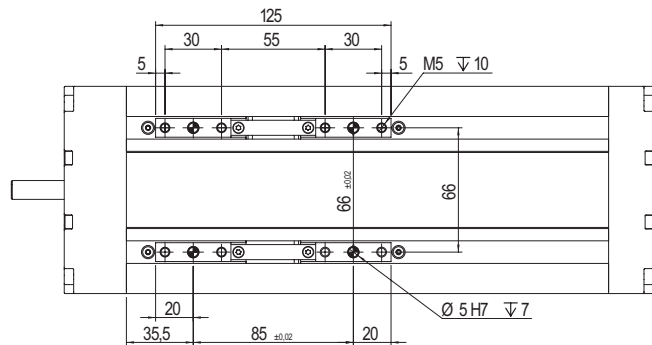
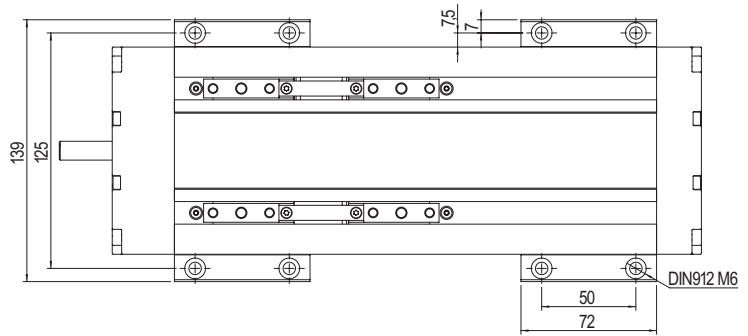
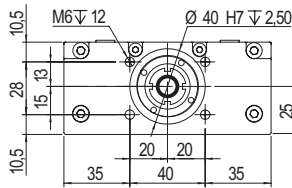
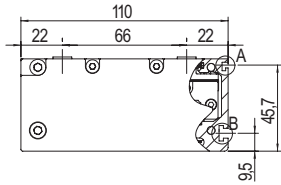
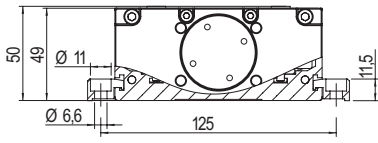
$$\frac{F_{yA}}{F_y} + \frac{F_{zA}}{F_z} + \frac{M_{xA}}{M_x} + \frac{M_{yA}}{M_y} + \frac{M_{zA}}{M_z} \leq 1$$

\*\* Different types of screws are available, rolled or ground with different tolerances and trapezoidal screws.

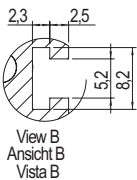
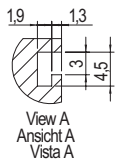
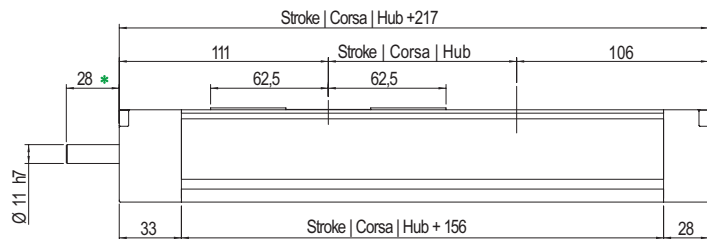
\*\* Verschiedene Spindelvarianten sind verfügbar. Kugelrollspindeln geschliffen in verschiedenen Genauigkeitsklassen sowie Trapezspindeln.

\*\* Tipologie di viti disponibili: rullate, rettificate con diversi classi di precisione e trapezoidali.

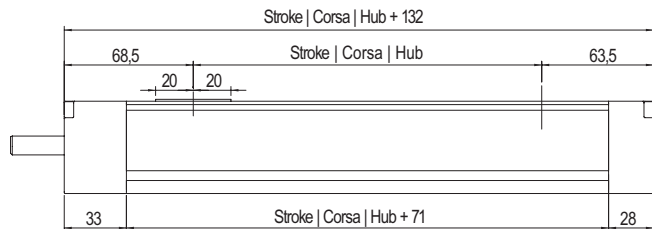




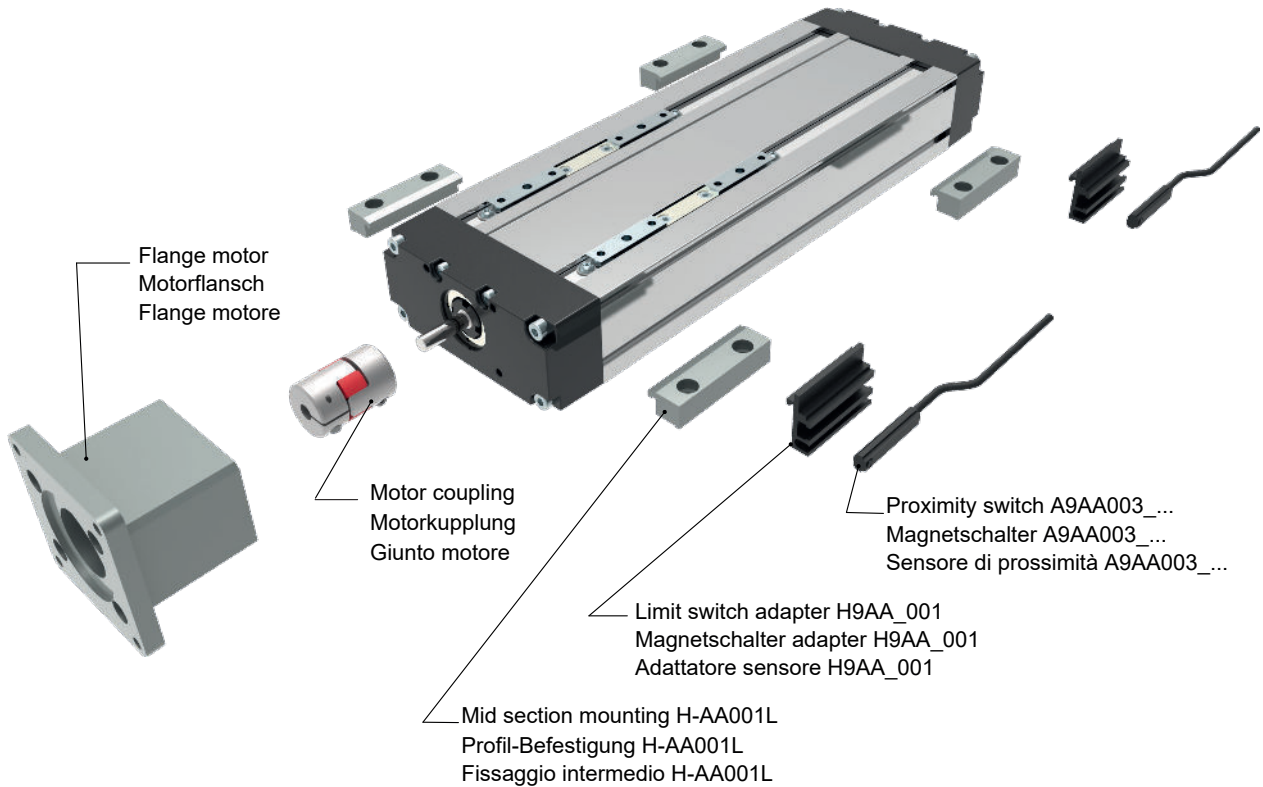
Double Carriage  
Tandem-Wagen  
Doppio Carrello



Single Carriage  
Uno-Wagen  
Carrello Singolo



Measure likely to change according to customer request  
Messen sich wahrscheinlich ändern nach Kundenwunsch  
Misura suscettibile di modifica su richiesta del cliente



**ORDERING INFORMATION** | Bestallangaben Baureihe | Codici per l'ordinazione

<sup>1</sup>Proximity switch A9AA003\_... | <sup>1</sup>Magnetschalter A9AA003\_... | <sup>1</sup>Sensore di prossimità A9AA003\_...

Part nr.   Ident nr.   Cod.	Cable   Kabel   Cavo	Output   Ausgangfunktion   Uscita
A9AA003_01	with 2 mt cable   mit 2 mt kabel   con cavo 2 mt	PNP
A9AA003_02	with 2 mt cable   mit 2 mt kabel   con cavo 2 mt	NPN
A9AA003_03	200 mm with M8 plug in   mit 200 mm kabel und M8 stecker   200 mm conn. M8	PNP
A9AA003_04	200 mm with M8 plug in   mit 200 mm kabel und M8 stecker   200 mm conn. M8	NPN
A9AA003_NC	with 2 mt cable   mit 2 mt kabel   con cavo 2 mt	NC

**MUK50 -1 -0500 -16 05 -R A**

**Serie MUK**  
Serie MUK  
Serie MUK

**Size 50x110**  
Baugröße 50x110  
Grandezza 50x110

**N. Carriages 1-2**  
Anzahl Wagen 1-2  
Numero carrelli 1-2

**Stroke mm**  
Hub mm  
Corsa mm

**Screw diam.**  
Durchmesser Spindel  
Diam. Vite Ø16 mm

**Screw pitch**  
Spindelsteigung  
Passo vite  
05 = 5 mm  
10 = 10 mm  
16 = 16 mm

**Shaft** | Versionen Antriebeswelle | Versione Albero

A: Without key shaft | Ohne Passfeder | Senza chiavetta  
B: With key shaft | Mit Passfeder | Con sede chiavetta

**Screw type** | Spindeltyp | Vite tipo

R: Rolled screw with ball recirculating  
Kugelrollspindel | Rullata a ricircolo di sfere  
T: Trapezoidal screw | Trapez spindel | Vite trapezia  
G: Grounded | Kugelgewinde | Vite rettificata

